




MOHINDER SINGH MEMORIAL PUBLIC SCHOOL

SESSION : (2020-21)



Dear Parents,

The global pandemic corona virus or covid-19 has caused a road bump in children's educational journey. While students are thrilled at the extended summer vacation. During summer vacations, children usually divert their energy in outdoor activities and games. However, a mass lockdown in the country has forced everyone to stay at home. It is the only way to keep our kids' Safe 'but summer vacation do not just sit idle and watch television. So, let's your child's creativity flourish by indulging them in some simple and yet fun filled activities.

- Parents are advised to guide motivate and facilitate their children to complete their holidays homework.
- Working together will help your child build confidence Learn to reason and develop skills for her /his education
- Encourage them to spend time with parents and grandparents
- Play indoor games with your child.

General instructions for homework

- ✓ Take a printout of the holidays homework and do the work as per teachers' instruction.
- ✓ Maintain a beautiful decorated folder for holidays homework with properly labeled students name, class, roll no and subject.
- ✓ Parents can be facilitator at home but the work should be done independently by the child in his/her own handwriting.
- ✓ Decorate the cover page beautifully
- ✓ Well organized and beautiful work will be the subject of appreciation.

WISH YOU A SAFE AND HAPPY HOLIDAYS

By Principal

Summer vacations
Homework
Class-1st

Holiday's Homework

R.K

Date: _____

Page: _____

Class — 1st A

Subject — English

① Do cursive writing practice.

15. ANIMAL CRIES

A dog barks.

A dog barks.



A cat meows.

A cat meows.

A lion roars.

A lion roars.



A horse neighs.

A horse neighs.

Remark: _____

Sig. & Date: _____

A snake hisses.
A snake hisses.



A duck quacks.
A duck quacks.

A wolf howls.
A wolf howls.

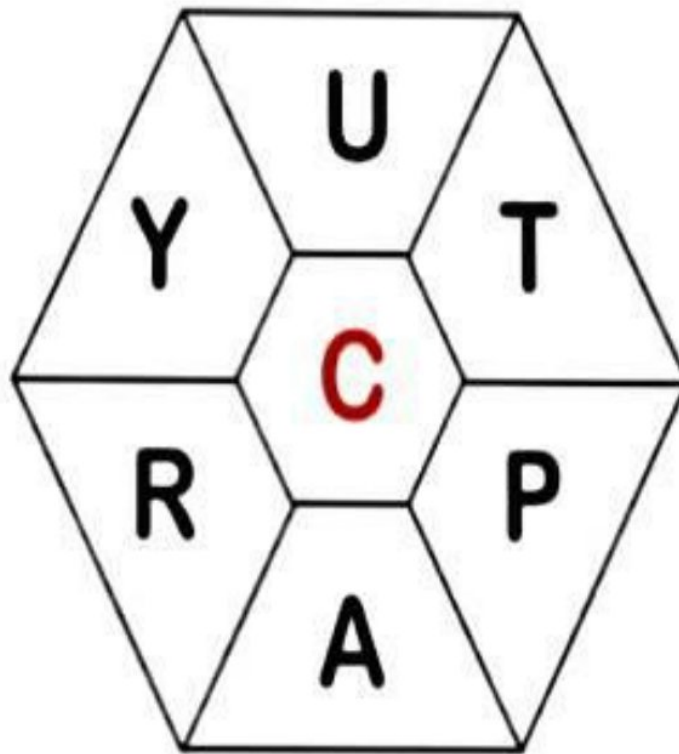


A bee hums.
A bee hums.

Remark: _____

Make a new word by combining the letters in the hexagon.

The central red letter should be kept common every time.



--	--	--

--	--	--

--	--	--

--	--	--

ABCDEFGHIJKLMNOPQRSTUVWXYZ

BUGS BIT

Look at each picture of a bug and fill in the missing vowels.



sp_d_r



b__



l_dy b_g



b__tl__



w_rm



b_tt_rfly




_nt



m_th

Complete.

1. This is a bird.



2. _____ is a rabbit.




3. _____ is a cat.



4. _____ is a dog.



5. _____ is a horse.



6. _____ is a snake.



7. _____ is a duck.



8. _____ is a bee.



9. _____ is a frog.



10. _____ is a giraffe.




a / an



..... orange

13



..... igloo

2



..... apple

14



..... giraffe

3



..... umbrella

15



..... banana

4



..... rabbit

16



..... uncle

5



..... bus

17



..... flower

6



..... university

18



..... ear

7



..... desk

19



..... bear

8



..... elephant

20



..... ring

9



..... sheep

21



..... arm

10



..... lemon

22



..... farmer

11



..... egg

23



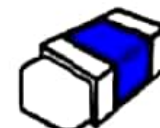
..... eye

12



..... uniform

24



..... envelope

Hindi

पढ़ो, रंग भरों और लिखो

अ



अ

ए



ए

आ



आ

ऐ



ऐ

इ



इ

ओ



ओ

ई



ई

औ



औ

उ



उ

अं



अं

ऊ



ऊ

अः

अः



अ आ

इ ई










उ ऊ

ए ऐ

ओ औ

अं अः

पढ़ो , रंग भरों और लिखो

अ		आ	ए	८	र
आ		आ	रे		रे
इ		इ	ओ		ओ
ई		ई	औ		औ
उ		उ	अं		अं

स्वर/ व्यंजन

दिनांक

अभ्यास कार्य : _____

- 1। नीचे लिखे वर्णों में से स्वर और व्यंजन अलग-अलग करके लिखिए ।

अ , क , ल , इ , च , उ , ऋ , ओ , ए , न , य , व , ह

स्वर

व्यंजन

.....

.....

.....

.....

- 2 निम्न अक्षरों से शब्द बनाओ —

म — _____ _____ _____

न — _____ _____ _____

कविता लिखें व याद करें,



काला	बादल	गरजा
काला	बादल	बरसा।
नटखट	लड़का	आया
लाल	छाता	लाया।
उछल-उछल	वह	नाचा
मटक	बजाता	बाजा।
चाचा	आया,	मामा
तबला	बाजा	साथ बजाया।
बादल	तब	लहराता
छम छम-छमकर	जल	बरसाया।



सारांशात्मक अभ्यास

Work Sheet 14

वर्णमाला (स्वर / व्यंजन)

(ए / ऐ की मात्रा)

चित्र देखकर खाली स्थान में उचित वर्ण भर कर शब्द पूरे करो -



- + ल - _____



- + ला - _____



- + ड़ी - _____



- + ड़ - _____



- + ना - _____



- + ब - _____



- + ला - _____



- + री - _____



(ग) चित्र पहचानकर सही वर्ण से मिलाइए व रंग भरिए-



1






class - 1st A
Subject - Maths

Colour the squares yellow,
blue and the circles green.



Match the objects with their shapes:



RECTANGLE

CUBOID

SPHERE

TRIANGLE

CONE

CYLINDER

CIRCLE

CUBE



Skill - Addition with Regrouping

Name: _____



Double Digit Addition - Regrouping

1.

$$\begin{array}{r} 18 \\ + 65 \\ \hline \end{array}$$

2.

$$\begin{array}{r} 95 \\ + 48 \\ \hline \end{array}$$

3.

$$\begin{array}{r} 25 \\ + 75 \\ \hline \end{array}$$

4.

$$\begin{array}{r} 58 \\ + 68 \\ \hline \end{array}$$

5.

$$\begin{array}{r} 46 \\ + 67 \\ \hline \end{array}$$

6.

$$\begin{array}{r} 89 \\ + 98 \\ \hline \end{array}$$

7.

$$\begin{array}{r} 96 \\ + 58 \\ \hline \end{array}$$

8.

$$\begin{array}{r} 89 \\ + 22 \\ \hline \end{array}$$

9.

$$\begin{array}{r} 17 \\ + 17 \\ \hline \end{array}$$

10.

$$\begin{array}{r} 27 \\ + 35 \\ \hline \end{array}$$

11.

$$\begin{array}{r} 48 \\ + 33 \\ \hline \end{array}$$

12.

$$\begin{array}{r} 29 \\ + 93 \\ \hline \end{array}$$

13.

$$\begin{array}{r} 82 \\ + 18 \\ \hline \end{array}$$

14.

$$\begin{array}{r} 96 \\ + 45 \\ \hline \end{array}$$

15.

$$\begin{array}{r} 47 \\ + 44 \\ \hline \end{array}$$



Math Facts: Double Digit Addition Regrouping

©www.HaveFunTeaching.com

Time: _____

Name: _____

Subtraction Timed Practice (0-7)

11	7	15	10	13	9	12	8
-2	-3	-7	-6	-4	-3	-4	-6

12	8	13	11	9	10	7	14
-5	-2	-6	-4	-5	-3	-4	-7

3	12	11	5	12	14	13	6
-2	-7	-6	-2	-3	-6	-5	-0

5	9	8	5	11	6	7	12
-3	-6	-4	-5	-8	-1	-5	-7

14	9	7	11	13	6	10	12
-5	-2	-6	-3	-4	-3	-5	-6

1 – 10 Times Tables Chart

1 X	2 X	3 X	4 X	5 X
$1 \times 1 = 1$	$2 \times 1 = 2$	$3 \times 1 = 3$	$4 \times 1 = 4$	$5 \times 1 = 5$
$1 \times 2 = 2$	$2 \times 2 = 4$	$3 \times 2 = 6$	$4 \times 2 = 8$	$5 \times 2 = 10$
$1 \times 3 = 3$	$2 \times 3 = 6$	$3 \times 3 = 9$	$4 \times 3 = 12$	$5 \times 3 = 15$
$1 \times 4 = 4$	$2 \times 4 = 8$	$3 \times 4 = 12$	$4 \times 4 = 16$	$5 \times 4 = 20$
$1 \times 5 = 5$	$2 \times 5 = 10$	$3 \times 5 = 15$	$4 \times 5 = 20$	$5 \times 5 = 25$
$1 \times 6 = 6$	$2 \times 6 = 12$	$3 \times 6 = 18$	$4 \times 6 = 24$	$5 \times 6 = 30$
$1 \times 7 = 7$	$2 \times 7 = 14$	$3 \times 7 = 21$	$4 \times 7 = 28$	$5 \times 7 = 35$
$1 \times 8 = 8$	$2 \times 8 = 16$	$3 \times 8 = 24$	$4 \times 8 = 32$	$5 \times 8 = 40$
$1 \times 9 = 9$	$2 \times 9 = 18$	$3 \times 9 = 27$	$4 \times 9 = 36$	$5 \times 9 = 45$
$1 \times 10 = 10$	$2 \times 10 = 20$	$3 \times 10 = 30$	$4 \times 10 = 40$	$5 \times 10 = 50$
$1 \times 11 = 11$	$2 \times 11 = 22$	$3 \times 11 = 33$	$4 \times 11 = 44$	$5 \times 11 = 55$
$1 \times 12 = 12$	$2 \times 12 = 24$	$3 \times 12 = 36$	$4 \times 12 = 48$	$5 \times 12 = 60$
6 X	7 X	8 X	9 X	10 X
$6 \times 1 = 6$	$7 \times 1 = 7$	$8 \times 1 = 8$	$9 \times 1 = 9$	$10 \times 1 = 10$
$6 \times 2 = 12$	$7 \times 2 = 14$	$8 \times 2 = 16$	$9 \times 2 = 18$	$10 \times 2 = 20$
$6 \times 3 = 18$	$7 \times 3 = 21$	$8 \times 3 = 24$	$9 \times 3 = 27$	$10 \times 3 = 30$
$6 \times 4 = 24$	$7 \times 4 = 28$	$8 \times 4 = 32$	$9 \times 4 = 36$	$10 \times 4 = 40$
$6 \times 5 = 30$	$7 \times 5 = 35$	$8 \times 5 = 40$	$9 \times 5 = 45$	$10 \times 5 = 50$
$6 \times 6 = 36$	$7 \times 6 = 42$	$8 \times 6 = 48$	$9 \times 6 = 54$	$10 \times 6 = 60$
$6 \times 7 = 42$	$7 \times 7 = 49$	$8 \times 7 = 56$	$9 \times 7 = 63$	$10 \times 7 = 70$
$6 \times 8 = 48$	$7 \times 8 = 56$	$8 \times 8 = 64$	$9 \times 8 = 72$	$10 \times 8 = 80$
$6 \times 9 = 54$	$7 \times 9 = 63$	$8 \times 9 = 72$	$9 \times 9 = 81$	$10 \times 9 = 90$
$6 \times 10 = 60$	$7 \times 10 = 70$	$8 \times 10 = 80$	$9 \times 10 = 90$	$10 \times 10 = 100$
$6 \times 11 = 66$	$7 \times 11 = 77$	$8 \times 11 = 88$	$9 \times 11 = 99$	$10 \times 11 = 110$
$6 \times 12 = 72$	$7 \times 12 = 84$	$8 \times 12 = 96$	$9 \times 12 = 108$	$10 \times 12 = 120$

class - 1st A
Subject - Cr.K.

Animals and Their Babies

Animal



Hen

Baby



Chick



Cat



Kitten



Deer



Fawn

< Let's Meet Me

1. My name is _____.
2. I am a _____.
3. I am _____ years old.
4. I study in _____ school.
5. I study in _____ class.
6. _____ is my class teacher.
7. _____ is my best friend.
8. I live in _____.
9. My father's name is _____.
10. My mother's name is _____.




www.teachinmadd.com



Fill in the missing letters to make the days of the week.

Sun d a y



Mon

Tues



Wednes

Thurs

Fri



Satur

SPORTS NAMES



Boxing



Curling



Archery



Bowling



Badminton



Volleyball



Basketball



Baseball



Tennis



Hockey



Yoga



Gymnastics



Fitness



Golf



Soccer



Table tennis



Holidays Homework

Papers

R.K


Date: _____

Page _____

class - 1st A

subject - Science

Colour the picture and
write their parts name



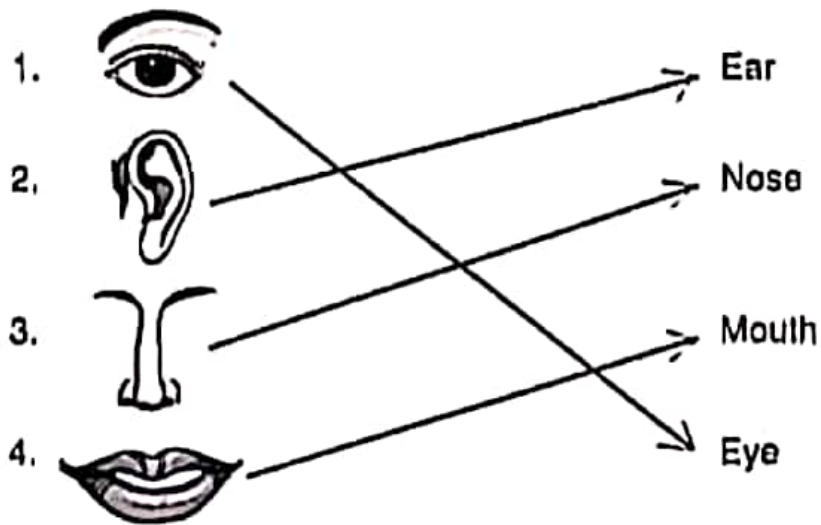
Bare Tree - Coloring Home Pages

18. OUR BODY

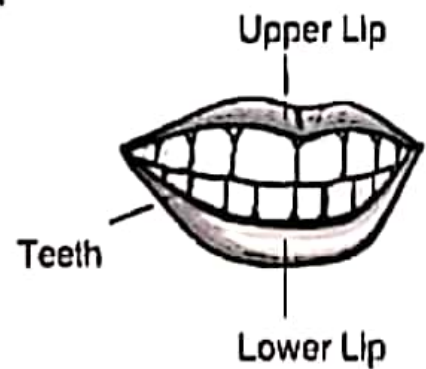
Text Book Answers

Activity Corner

I. Join the body parts by arrows with their names :



II. Name the parts in the following diagrams :



Holidays, Homework


Class - 1st A

Subject - S.St



My Family in Photos

www.familytree-templates.net



Blue, Red and yellow.

Dear parents
It is humble request to
all you that please help
your ward in completing
holidays homework.
And students take your
study seriously.

Thanks
Class Teacher
Mrs. Sunita Pandey